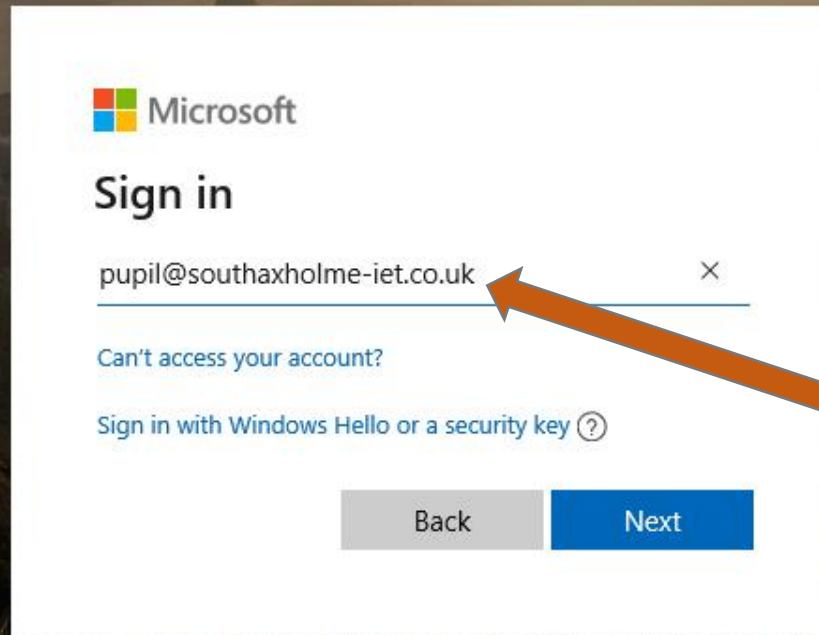


Browse to www.office.com



The image shows a Microsoft sign-in page. At the top left is the Microsoft logo. Below it is the text "Sign in". There is an input field containing the email address "pupil@southaxholme-iet.co.uk" with a small "x" icon to its right. Below the input field are two links: "Can't access your account?" and "Sign in with Windows Hello or a security key?". At the bottom are two buttons: "Back" and "Next".

Sign in with school email address and password

Good afternoon

Install Office



Start new



Outlook



OneDrive



Word



Excel




PowerPoint



OneNote



SharePoint



Teams



Class Notebook



Sway



Forms



Admin



Security



Power Automate

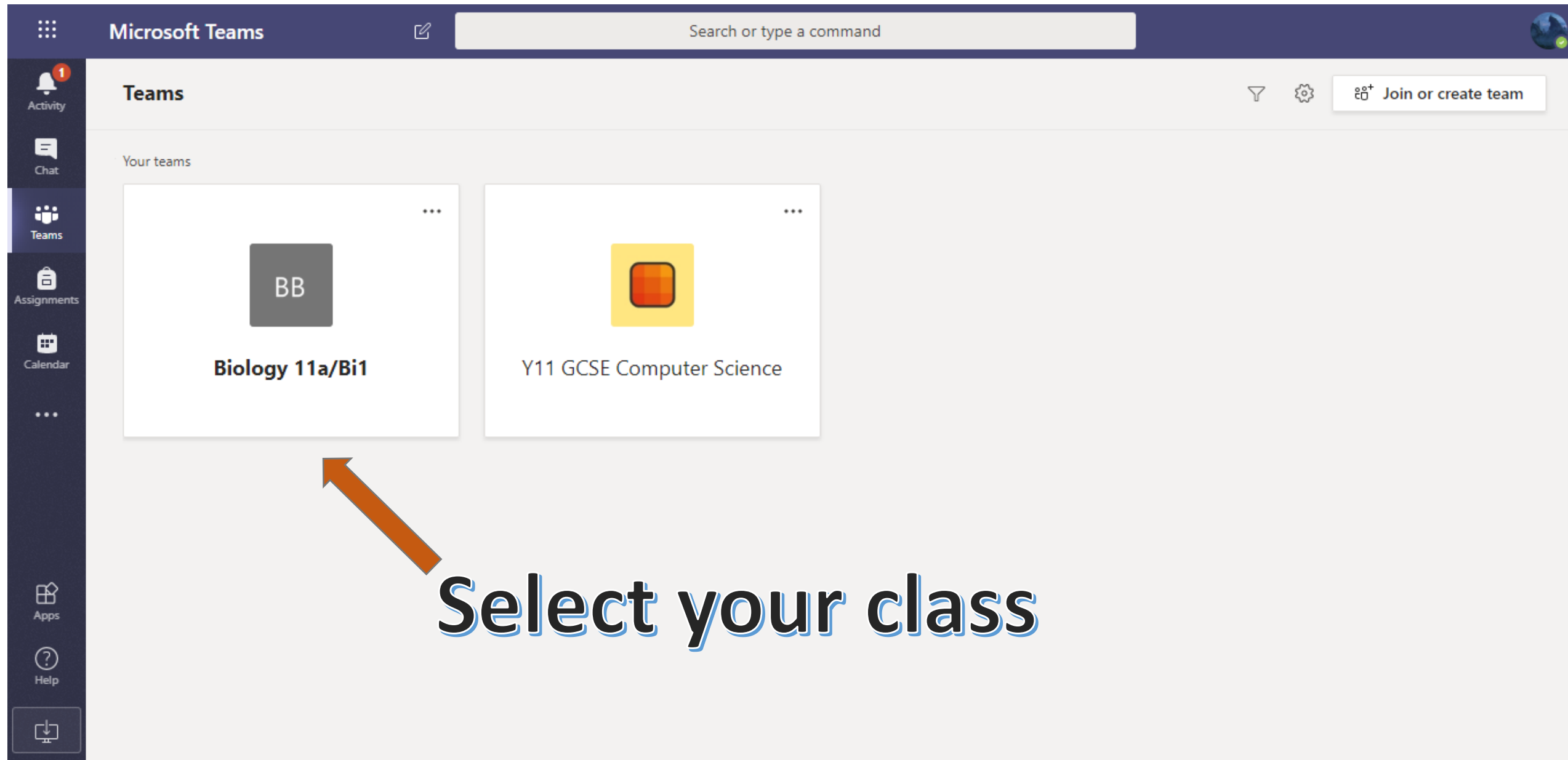


Compliance

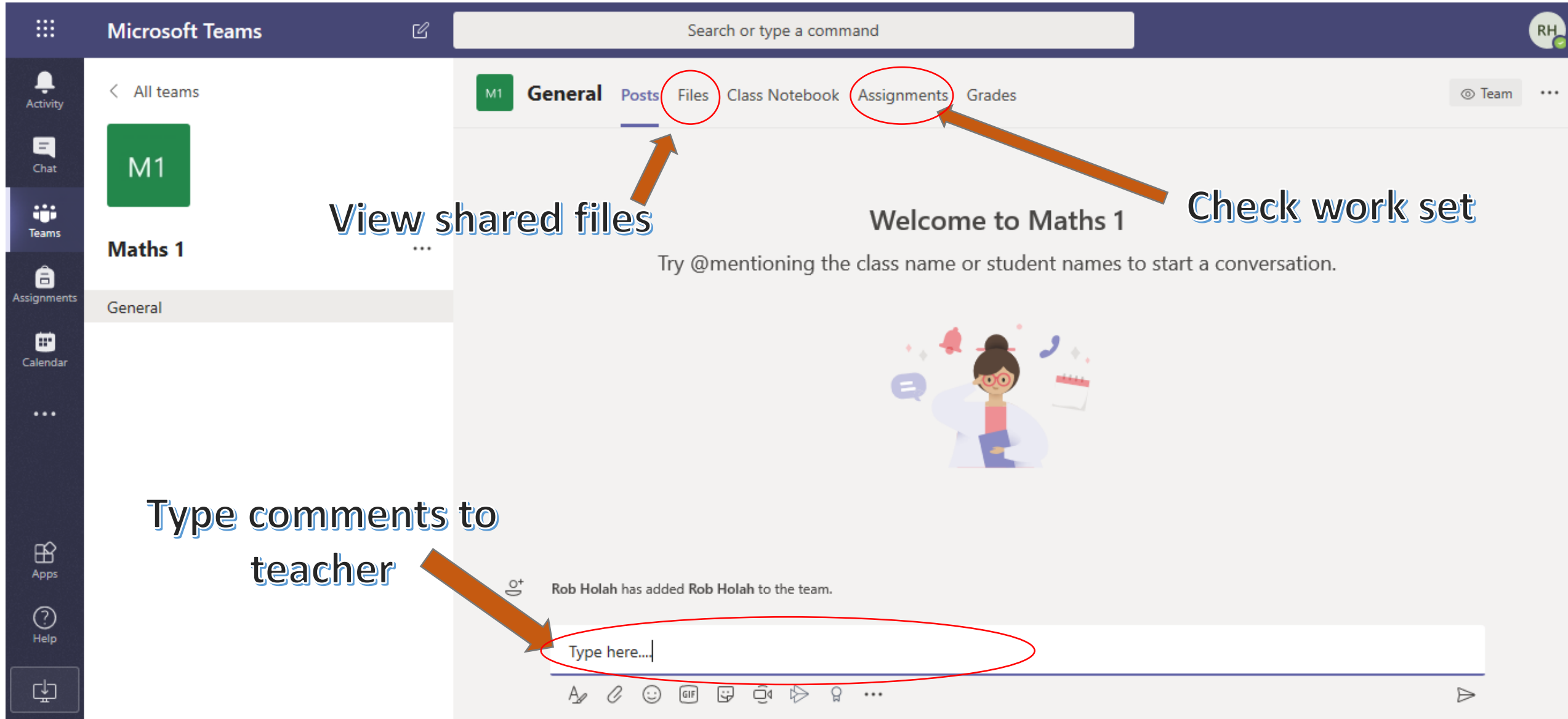


All apps

Click on Microsoft 'Teams'



Select your class



All teams

M1 **General** Posts **Files** Class Notebook **Assignments** Grades

Team



Maths 1

View shared files

Welcome to Maths 1

Check work set

Try @mentioning the class name or student names to start a conversation.



Type comments to teacher

Rob Holah has added Rob Holah to the team.

Type here...





Activity



Chat



Teams



Assignments



Calendar



Apps



Help



Upcoming

Assigned (1)



Types of Loops in Programming

Y11 GCSE Computer Science • Due July 7, 2019 11:59 PM

Past due

Completed

Assignment View



Activity



Chat



Teams



Assignments



Calendar



Apps



Help



Types of Loops in Programming (Y11 GCSE Computer Science)

Close

Types of Loops in Programming (Y11 GCSE Computer Science)

Definition and functions of Loops in programming

Hi Charlie, when you submit this form, the owner will be able to see your name and email address.

* Required

1. What is a 'FOR' Loop?

Enter your answer

Type of
Assignment

**Links & Information will be
posted on website**